

TGSD-ESDH HAZIR GIYİM SEKTÖR ENDEKSLERİ

ECONOMY AND STRATEGY CONSULTANCY SERVICES



ESDH

EKONOMİ VE STRATEJİ DANIŞMANLIK HİZMETLERİ

OCAK 2012

HAZIR GİYİM FAALİYET ENDEKSİ

- Bileşik Üretim Endeksi
- İç Satış Endeksi
- Bileşik İhracat Endeksi
- Bileşik İthalat Endeksi
- Bileşik İstihdam Endeksi
- Finansman Endeksi

HAZIR GİYİM SANAYİ KARLILIK ENDEKSİ

- Bileşik Gelir Endeksi
 - Üretim Fiyatları Endeksi
 - İhracat Birim Değer Endeksi
- Bileşik Maliyet Endeksi
 - Bileşik Hammadde Maliyet Endeksi
 - İşgücü Maliyet Endeksi
 - Enerji Maliyetleri
 - Finansman Maliyetleri
 - Genel Giderler

HAZIR GİYİM SANAYİ CİRO ENDEKSİ

- Sanayi Ciro Endeksi



TÜRKİYE'NİN AB PAZARINDA PAYI

YILLAR	AB GENEL İTHALATI İÇİNDE PAYI%	AB HAZIR GİYİM İTHALATI İÇİNDE PAYI %
2008	1.00	7.07
2009	1.00	6.62
2010	0.98	6.84
2011	1.00	6.60

AB HAZIR GİYİM İTHALATI VE TÜRKİYE'NİN İHRACATI MİLYAR EURO

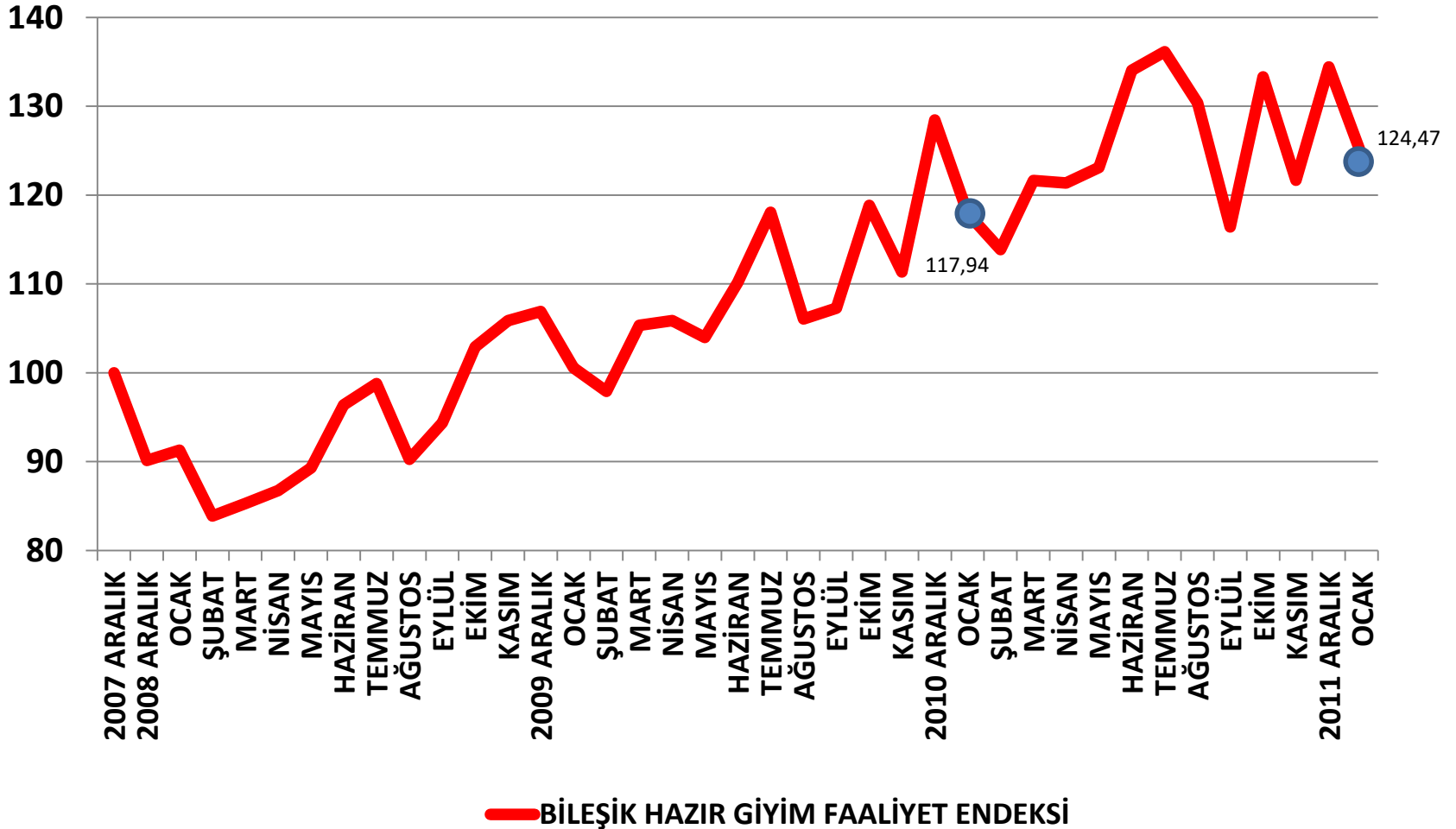
YILLAR	AB İTHALAT	TÜRKİYE İHRACAT
2008	111.5	7.9
2009	105.9	7.1
2010	112.9	7.7
2011	123.3	8.1



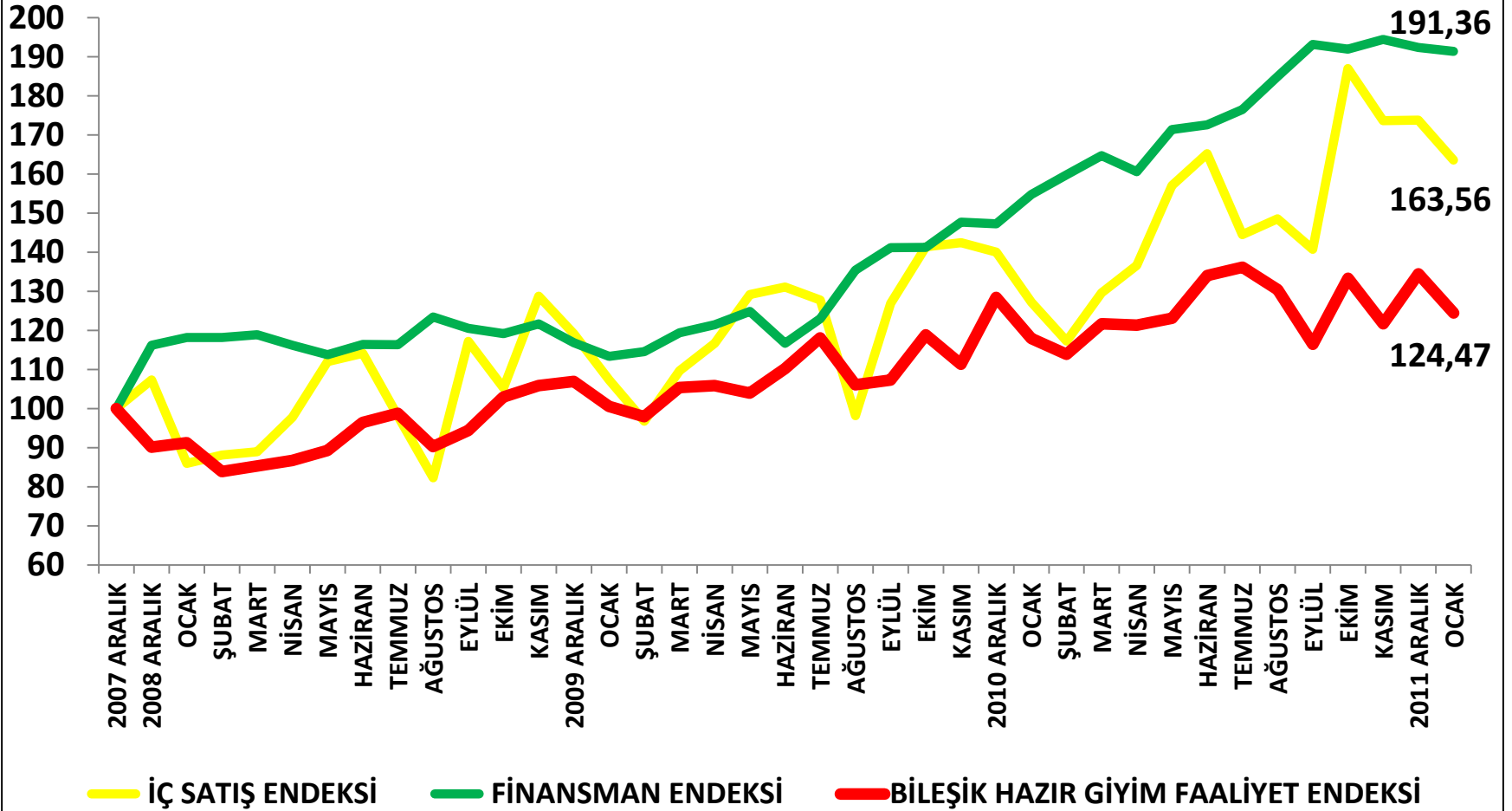
HAZIR GİYİM FİİLİ İHRACATI VE İHRACAT KAYIP ANALİZİ

	FİİLİ İHRACAT MİLYON DOLAR	DEĞİŞİM % GEÇEN YILIN AYNI AYINA GÖRE	BEKLENİLEN İHRACAT MİLYON DOLAR	KAYIP (BEKLENİLEN - FİİLİ) MİLYON DOLAR
2011 EYLÜL	1.112	-1.8	1.250	138
2011 EKİM	1.323	-3.2	1.505	182
2011 KASIM	1.160	-2.4	1.300	140
2011 ARALIK	1.341	-8.1	1.610	269
2011 OCAK	1.243	-4.2	1.440	197
2011 ŞUBAT	1.313	+1.9	1.435	122
2011 MART (T)	1.360	-5.0	1.550	190
TOPLAM 7 AY	8.852		10.090	1.238

BİLEŞİK HAZIR GİYİM FAALİYET ENDEKSİ

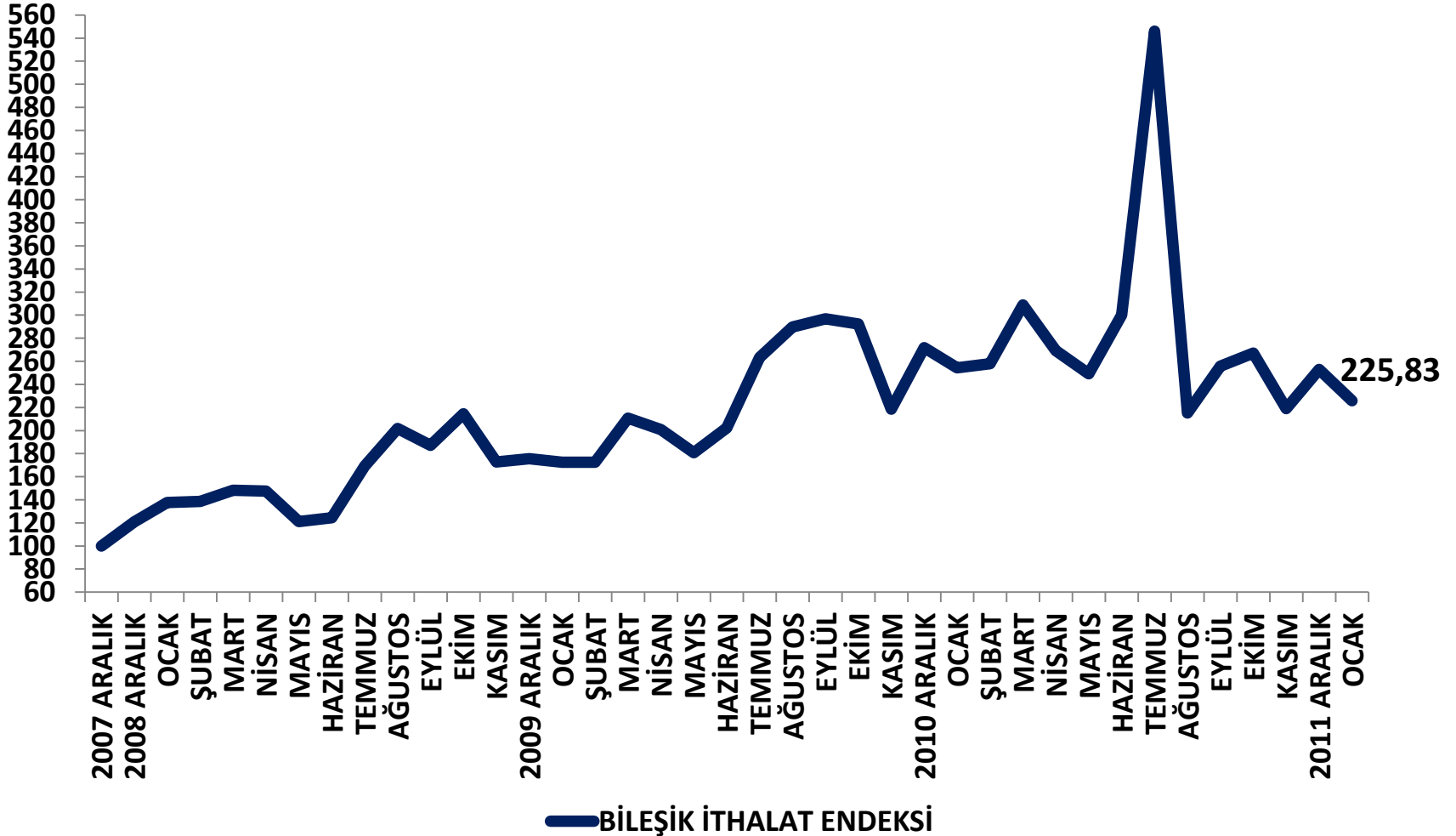


BİLEŞİK HAZIR GİYİM FAALİYET ENDEKSİ VE ALT ENDEKSLER

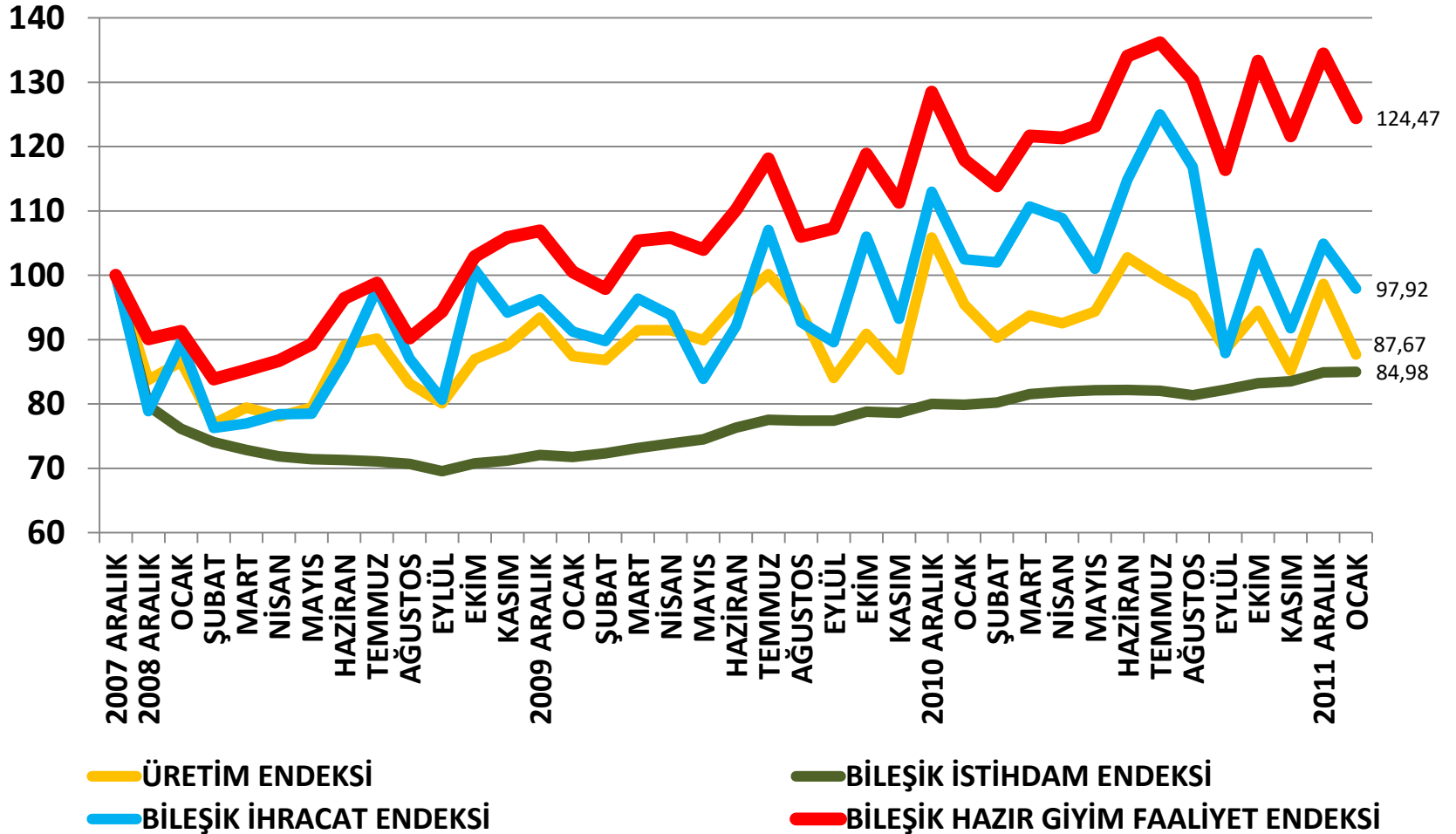




BİLEŞİK HAZIR GİYİM FAALİYET ENDEKSİ VE ALT ENDEKSLER

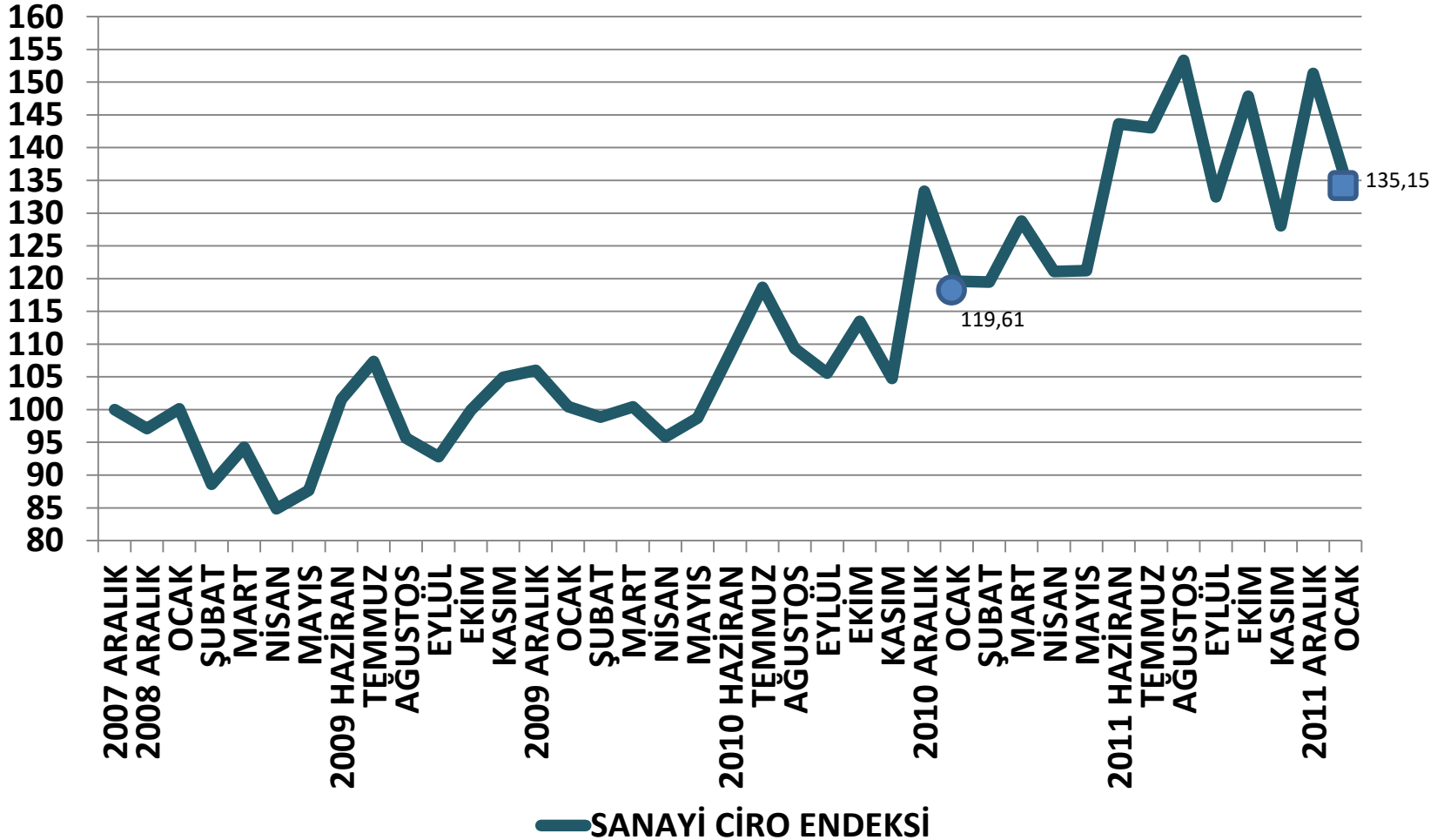


BİLEŞİK HAZIR GİYİM FAALİYET ENDEKSİ VE ALT ENDEKSLER



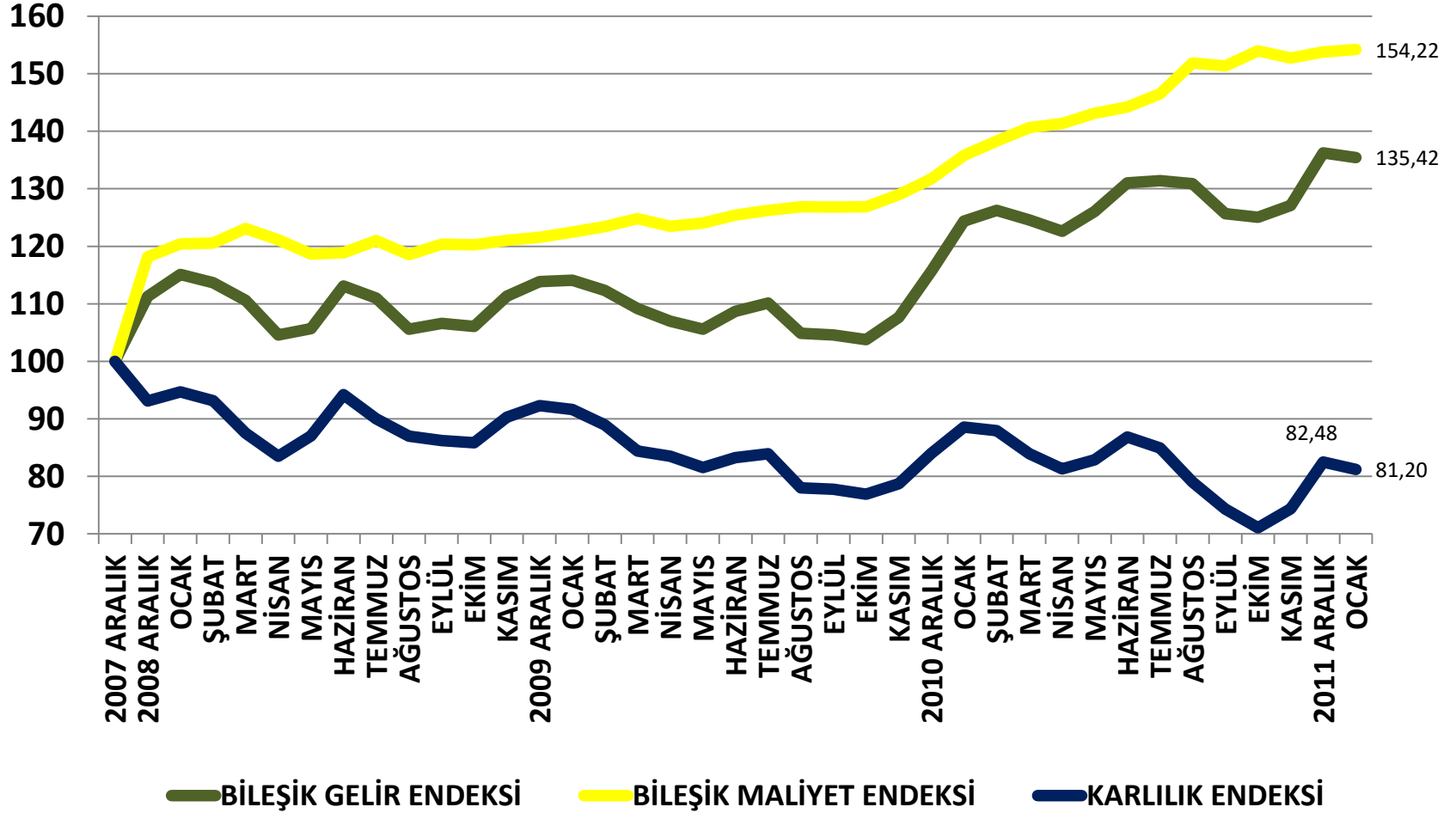


SANAYİ CİRO ENDEKSİ



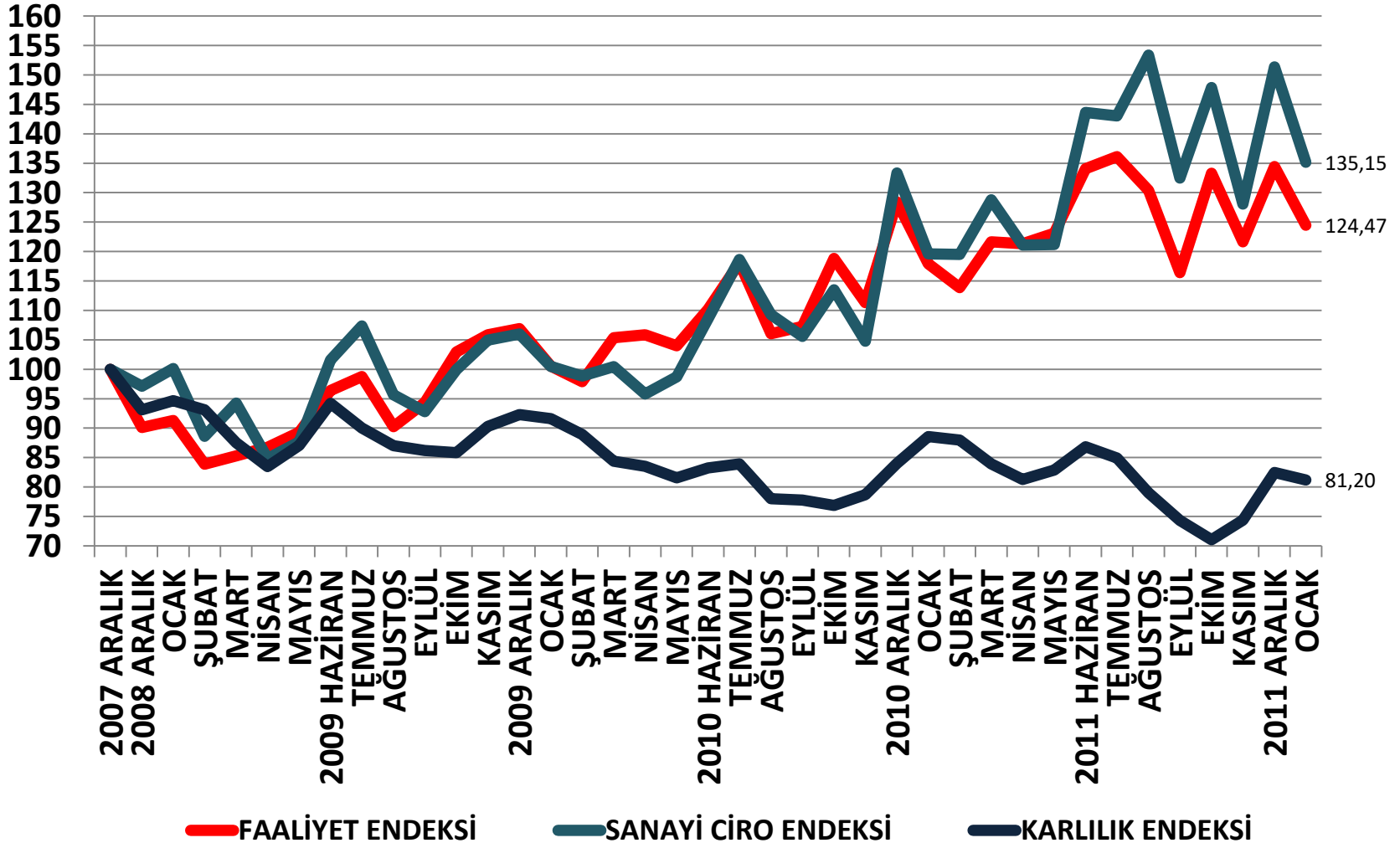


HAZIR GİYİM KARLILIK ENDEKSİ



















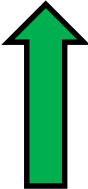





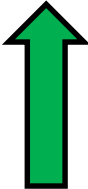
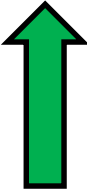




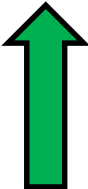





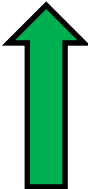
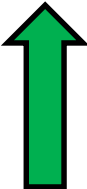

HAZIR GİYİM BİLEŞİK ENDEKSLERİ





ENDEKSLER	KASIM	ARALIK	OCAK	OCAK
BİLEŞİK FAALİYET	121,67	134,42	124,47	
İTHALAT	218,93	252,89	225,83	
FİNANSMAN	194,40	192,36	191,36	
İÇ SATIŞ	173,66	173,82	163,56	
İHRACAT	91,76	104,92	97,92	
ÜRETİM	85,15	98,66	87,67	
İSTİHDAM	83,53	84,89	84,98	
KARLILIK	74,37	82,48	81,20	
GELİR	127,11	136,25	135,42	
MALİYET	152,74	153,77	154,22	
CİRO	128,05	151,35	135,15	



	ŞUBAT	MART	NİSAN	MAYIS	HAZİRAN	TEMMUZ	AĞUSTOS	EYLÜL	EKİM	KASIM	ARALIK	OCAK
KARLILIK												
GELİR												
MALİYET	