

# TGSD-ESDH HAZIR GİYİM SEKTÖR ENDEKSLERİ

ECONOMY AND STRATEGY CONSULTANCY SERVICES



**ESDH**

EKONOMİ VE STRATEJİ DANIŞMANLIK HİZMETLERİ

**NİSAN 2017**



### HAZIR GİYİM FAALİYET ENDEKSİ

- Bileşik Üretim Endeksi
- İç Satış Endeksi
- Bileşik İhracat Endeksi
- Bileşik İthalat Endeksi
- Bileşik İstihdam Endeksi
- Finansman Endeksi

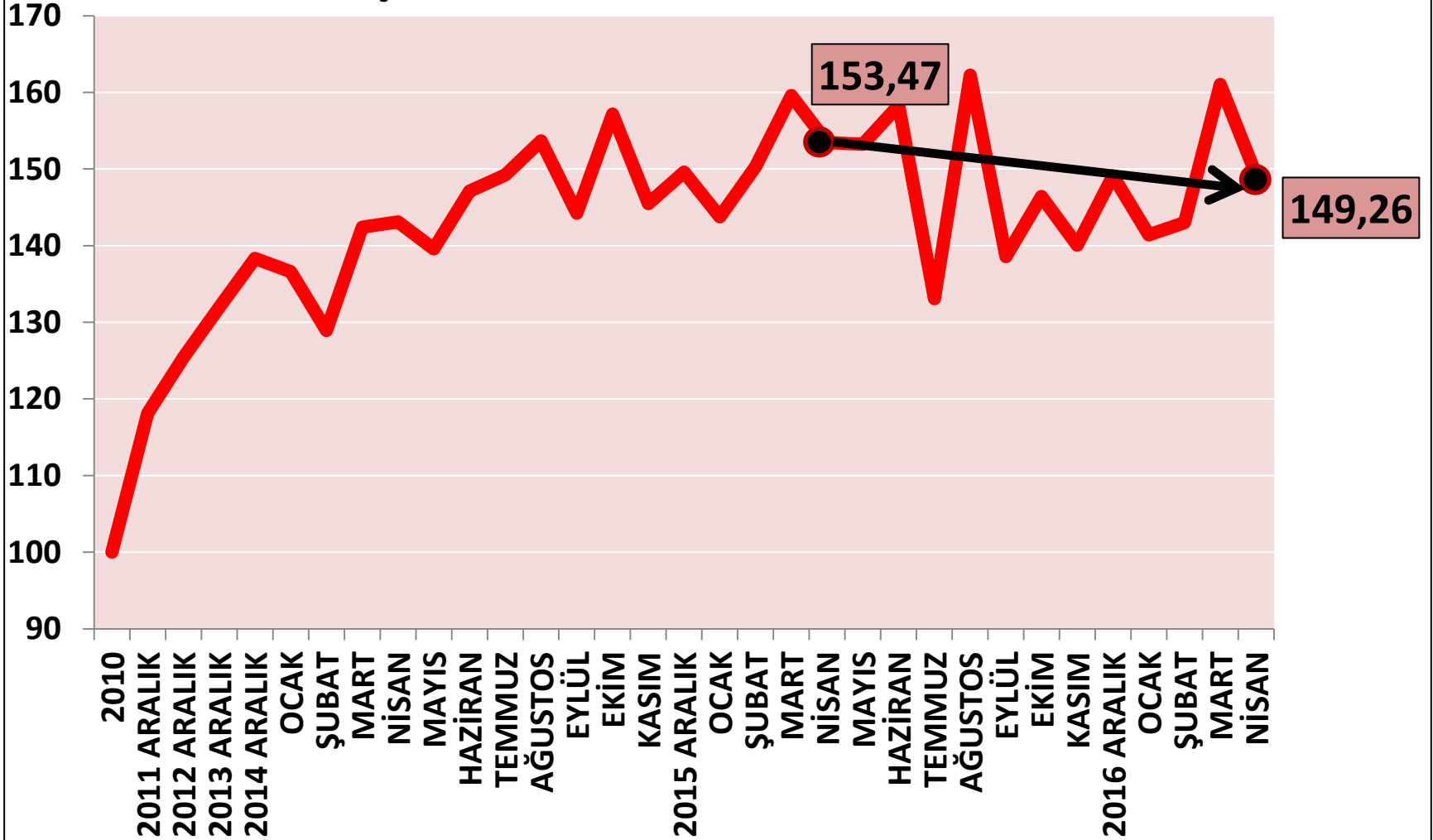
### HAZIR GİYİM SANAYİ KARLILIK ENDEKSİ

- Bileşik Gelir Endeksi
  - Üretim Fiyatları Endeksi
  - İhracat Birim Değer Endeksi
- Bileşik Maliyet Endeksi
  - Bileşik Hammadde Maliyet Endeksi
  - İşgücü Maliyet Endeksi
  - Enerji Maliyetleri
  - Finansman Maliyetleri
  - Genel Giderler

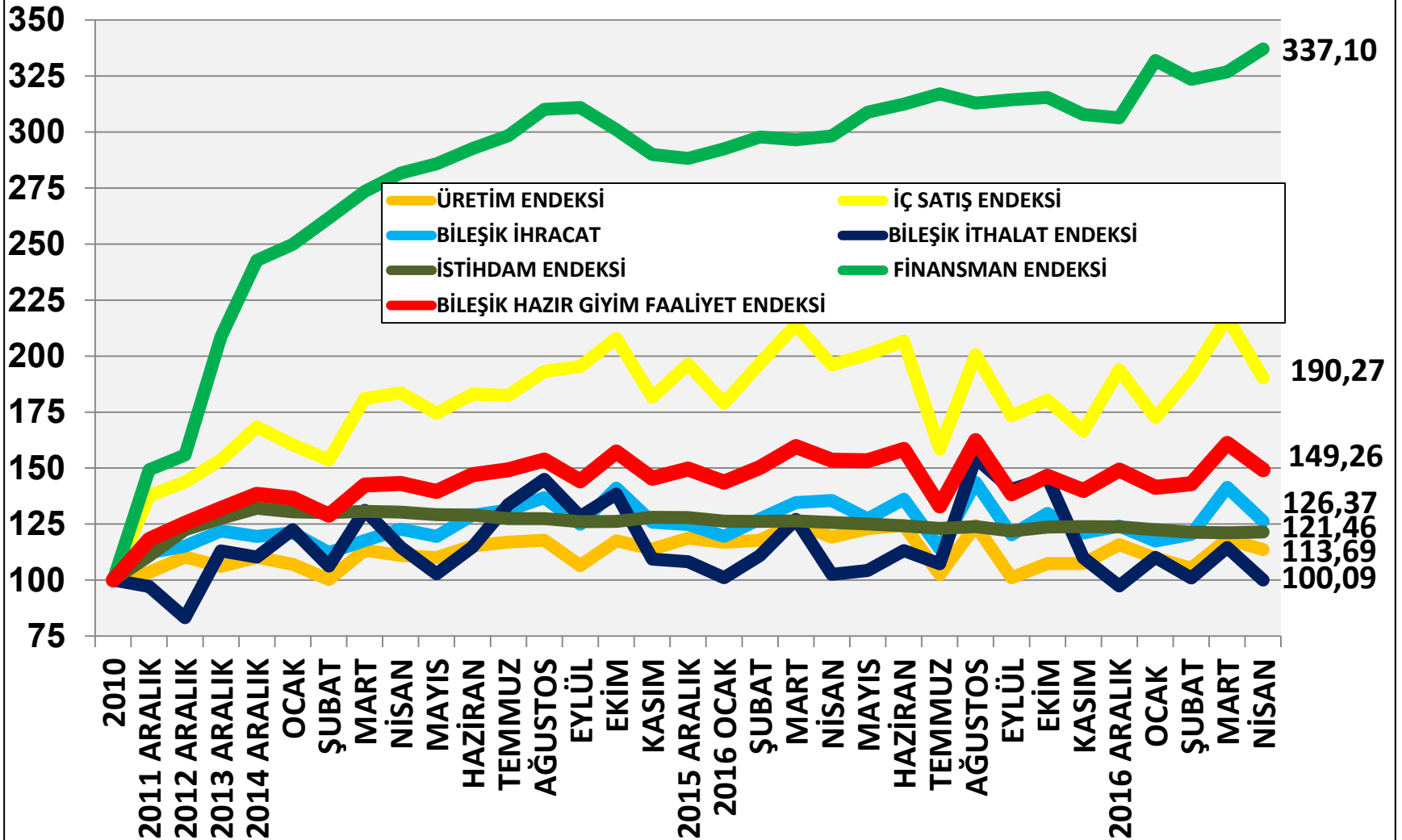
### HAZIR GİYİM SANAYİ CİRO ENDEKSİ

- Sanayi Ciro Endeksi

### BİLEŞİK HAZIR GİYİM FAALİYET ENDEKSİ 2010=100

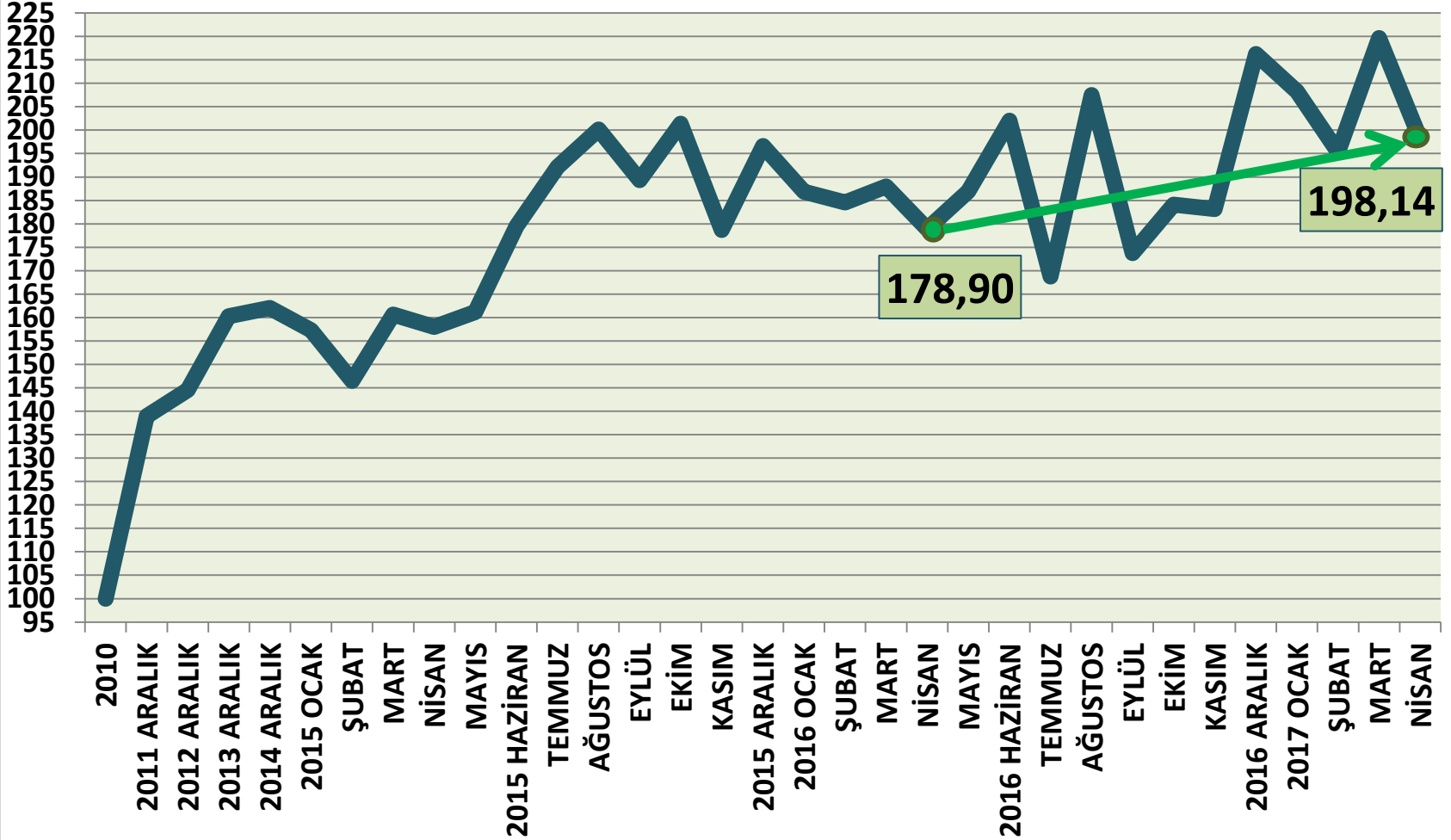


### BİLEŞİK HAZIR GİYİM FAALİYET ENDEKSİ VE ALT ENDEKSLER 2010=100

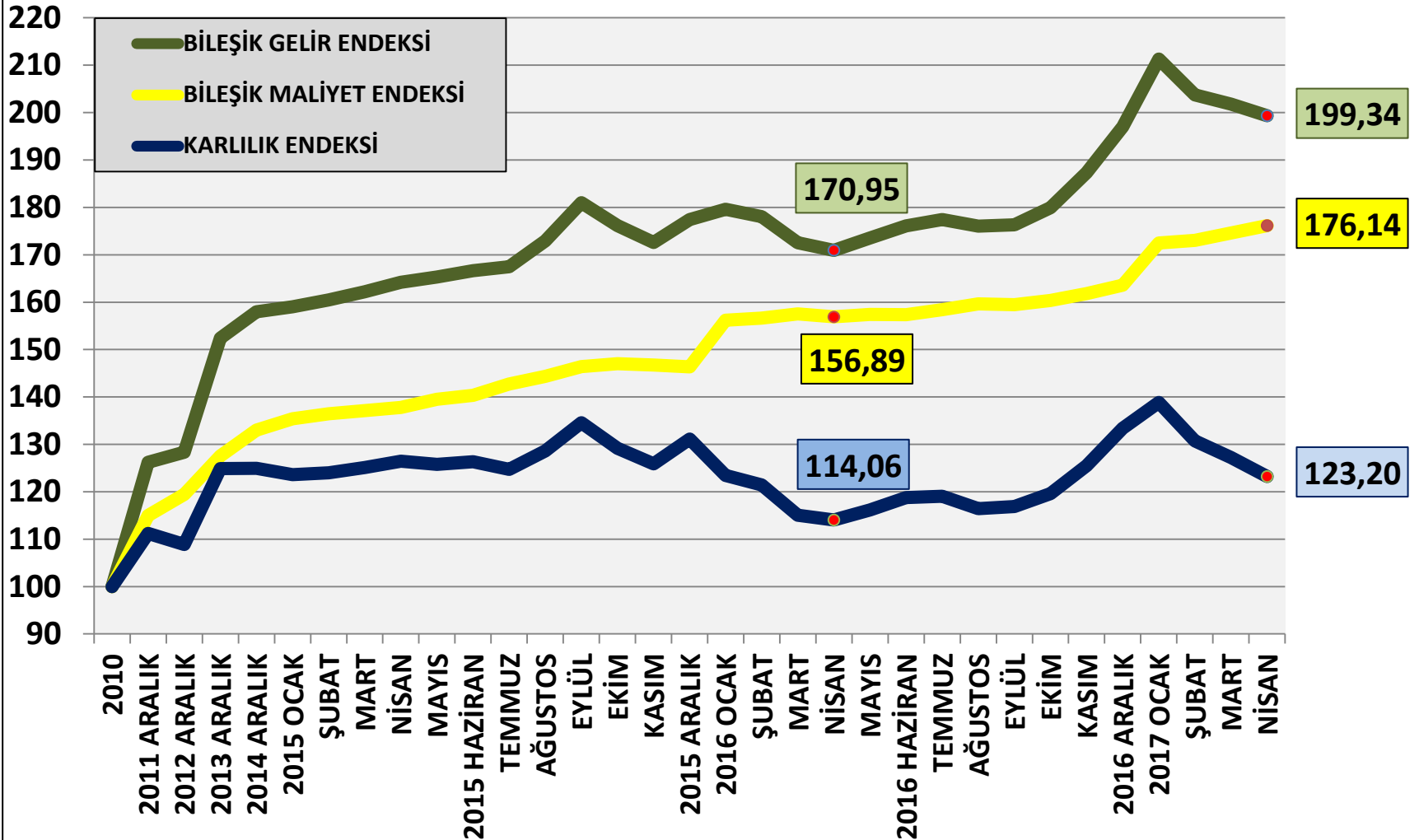




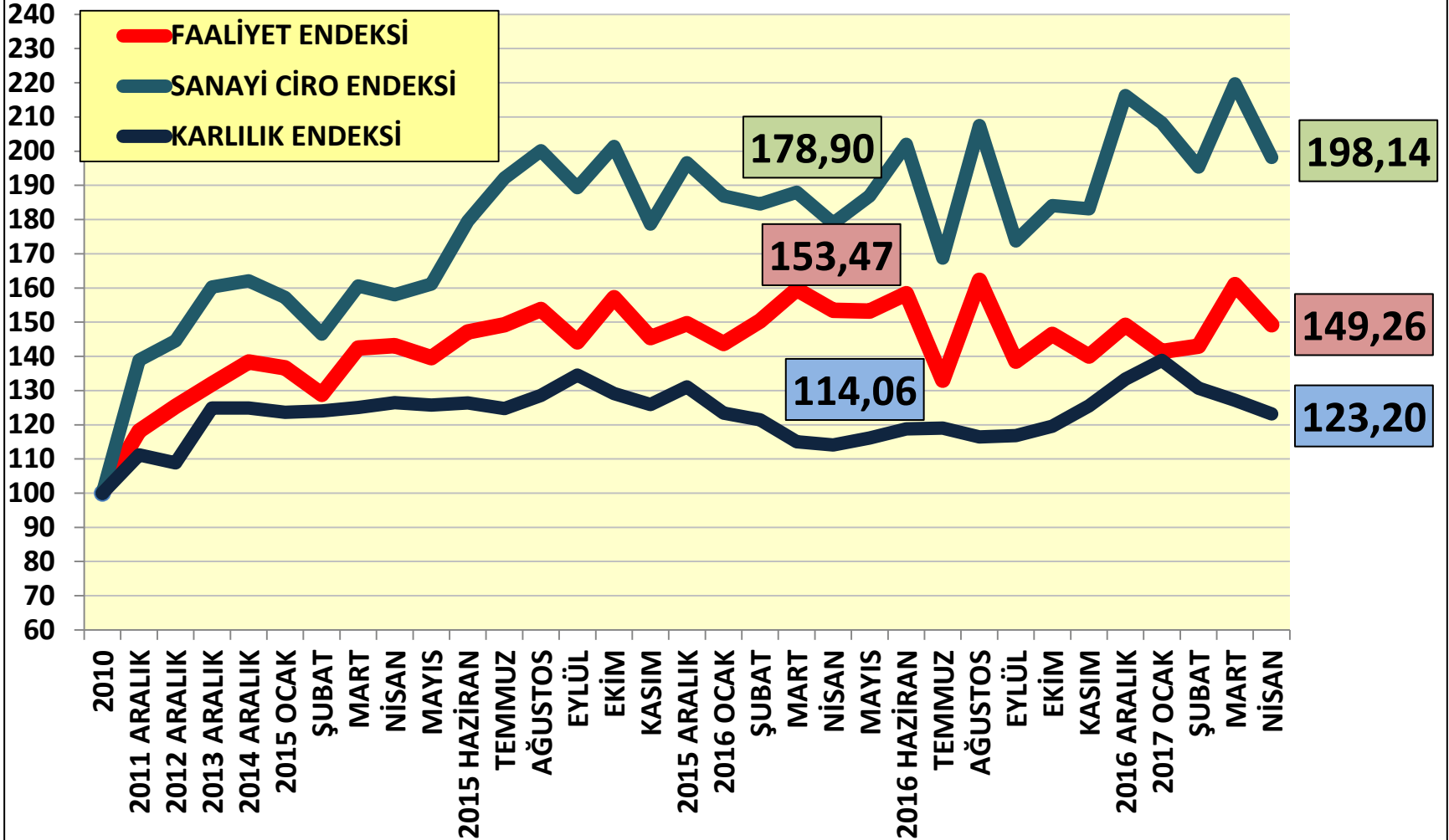
### SANAYİ CİRO ENDEKSİ 2010=100













## HAZIR GİYİM KARLILIK ENDEKSİ 2010=100



### HAZIR GİYİM BİLEŞİK ENDEKSLERİ 2010=100





ENDEKSLER	ŞUBAT	MART	NİSAN	ŞUBAT
<b>BİLEŞİK FAALİYET</b>	<b>143,01</b>	<b>161,02</b>	<b>149,26</b>	
<b>ÜRETİM</b>	<b>105,33</b>	<b>118,25</b>	<b>113,69</b>	
<b>İÇ SATIŞLAR</b>	<b>191,57</b>	<b>217,16</b>	<b>190,27</b>	
<b>İHRACAT</b>	<b>120,44</b>	<b>141,42</b>	<b>126,37</b>	
<b>İTHALAT</b>	<b>100,91</b>	<b>114,55</b>	<b>100,09</b>	
<b>İSTİHDAM</b>	<b>121,34</b>	<b>121,10</b>	<b>121,46</b>	
<b>FİNANSMAN</b>	<b>323,45</b>	<b>326,86</b>	<b>337,10</b>	
<b>KARLILIK</b>	<b>130,71</b>	<b>127,20</b>	<b>123,20</b>	
<b>GELİR</b>	<b>203,75</b>	<b>201,79</b>	<b>199,34</b>	
<b>MALİYET</b>	<b>173,04</b>	<b>174,59</b>	<b>176,14</b>	
<b>CİRO</b>	<b>195,32</b>	<b>219,67</b>	<b>198,14</b>	